

# Me in the World

## Activity – Photography



### **Key areas of learning:**

- ICT
- Communication
- Geography

### **What you will need:**

- Tablet / camera phone / camera

### **Keywords:**

- photograph, camera, me, family, friend, name, smile, park, home, shops


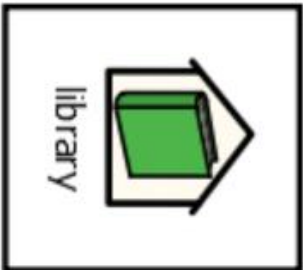
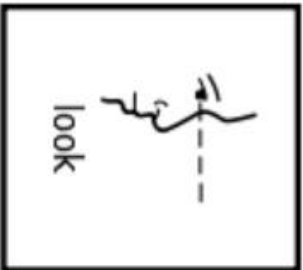
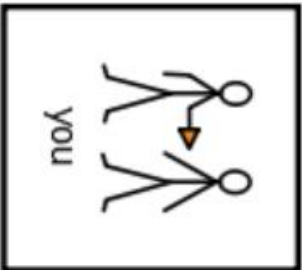
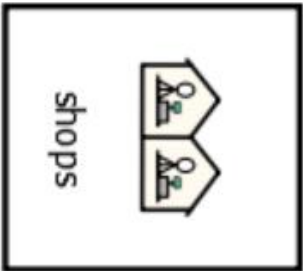
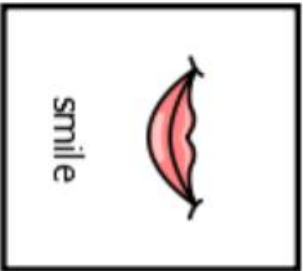
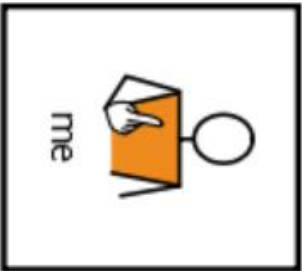

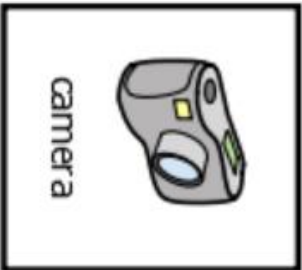
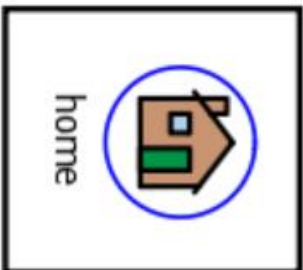
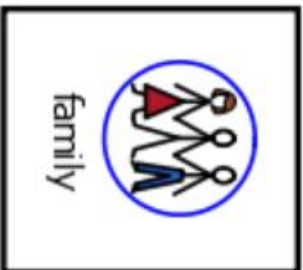

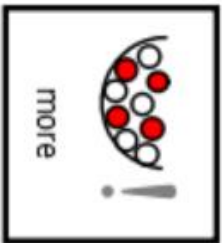
### **What to do:**

- Ask your child to take a photograph of themselves, their family or their friends at home
- Take a walk in your community e.g the shops, park
- Talk about what they can see
- Ask your child to take a photograph of themselves, you, their family or their friend
- When you get home, look at the photographs together and talk about the photographs, where they were taken and who they are of

### **Extension:**


- Print out the photographs
- Use the symbols below to label the photograph
- Write a sentence about the photograph

My photograph








me




mum




dad




sister




brother



grandma




granddad



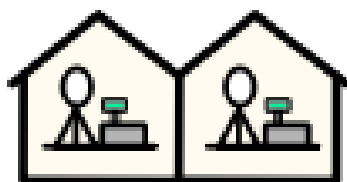
friend




home



park



shops



library