

Activity – Body outline

Key areas of learning:

- art
- science

What you will need:

- large roll of paper or wallpaper (or you can do this outside on the pavement)
- tape
- marker pen/ chalk
- paints
- muffin tin
- paintbrushes

Keywords:

- head, body, arms, hands, fingers, legs, feet, chest, eyes, nose, mouth, ears, draw, paint

What to do:



- Roll out your paper and tape to the floor to prevent it from rolling back up.
- Get your child to lie down on the paper
- Use the marker pen to draw around their body
- Get your child to stand up and look at the outline of their body.
- Encourage your child to use paints to add details to their body such as eyes, nose, mouth etc.


Extension:

- Can you child name the different body parts?
- Can your child paint or talk about what is inside the body?
- Talk to your child about what you love about them and paint/ write these things around their painting.


Attachments:




I  want 

It's 

What 

more 


yes 

Colours 

red 

blue 


green 

yellow 

orange 

purple 


pink 

black 

white 

grey 


brown 

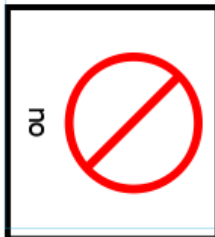

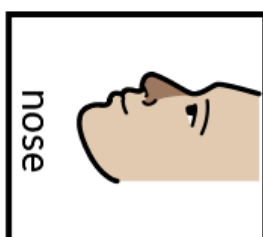
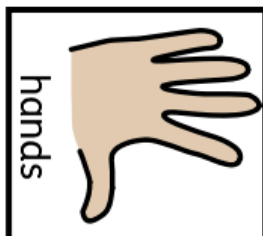
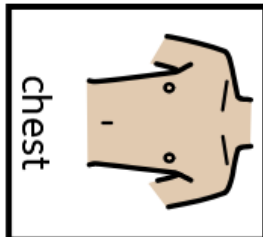
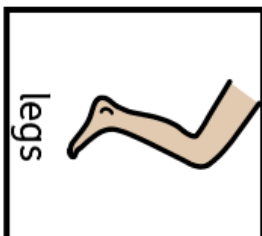
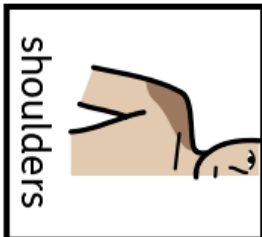
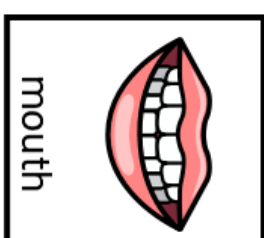
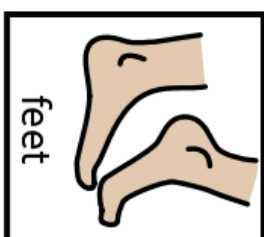
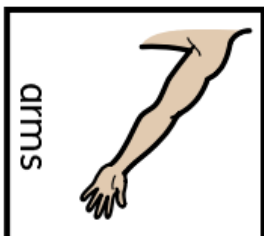
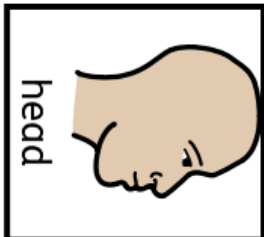

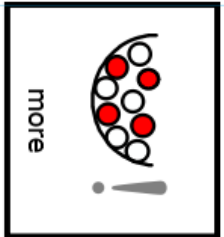
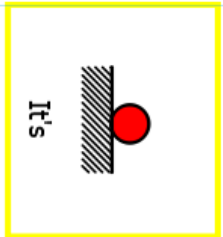
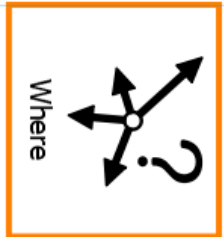
same 

no symbol 

finished 

no 

Body outline 



Activity – Self portrait

Key areas of learning:

- Art
- PSHE
- Writing

What you will need:

- Paper
- A photograph or copy of a photograph of your child
- Glue
- Pens/ crayons

Keywords:

- Me, child's name, draw, red, yellow, blue, green, orange, yellow, purple, pink

What to do:

- Cut out the photo of your child and stick it on the paper
- Get your child to choose some colours for their self-portrait
- Encourage your child to draw themselves on the paper or make marks on the paper.

Extension:

- Talk about what they did and encourage them to think of things they like about themselves and write them on the paper.

Attachments:

