

Activity – “Forest” leaf pictures

Key areas of learning:



- Science-Enquiry
- Maths
- Literacy-Communication

What you will need:

- Leaves
- Outline of animals

Keywords:

- Counting, colours, stick, look

What to do:

- 1) Collect leaves
- 2) Allow the leaves to dry!
- 3) Use a glue stick and cover your picture
- 4) Stick the leaves on the animals to create your own forest animal

Extension:

- Can you collect more objects to put on the pictures?
- Can you count how many leaves you have found?
- Can you match the colour of the leaves to the symbol?
- Can you use a symbol to identify the colour leaf you have found?
- Can you count how many animals you have made?

1

one

2

two

3


three

4

four

5

five





green




brown



yellow



red




Squirrel



FOX



Mouse



Hedgehog

