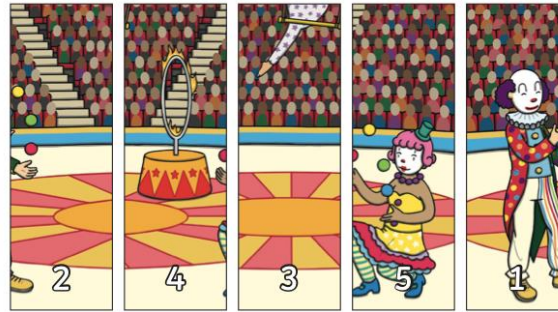


## Carnival picture



1. Print both sheets then cut out numbered coloured pieces.
2. Ask your child to put the pieces in numerical order.
3. Talk about what you can see in the picture.

### Extension ideas

- Children can be encouraged to cut out the pieces of the puzzle independently.

### Resources you will need

Printer/Paper

Glue

### Key words

Circus

Ring

Clown

Order

Numbers 1-5

Cut out and glue the number tiles in the correct order.


1

2

3

4

5




1

2

3


4

5





clown



hoop



ball



circus