



Shape- Make a car



Key words

Circle
Triangle
Square
Rectangle
Semi-circle


Resources you may need

2D shapes
Paper
Glue


- 1) Show pupils the pupils of vehicles created using shapes, adult to model building a vehicle e.g. a car.
- 2) Provide pupils with a selection of 2D shapes to explore and build a piece of transport.
- 3) Once build support the child to label their piece of transport and the shapes they used.

Extension ideas:

- Can complete as stage 4 attention autism using cut out shapes.
- Pupils to label shapes they are using, pupils to identify shapes they want to use.



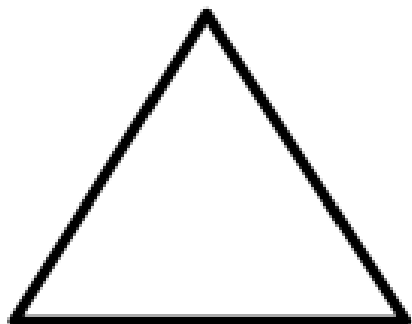
circle



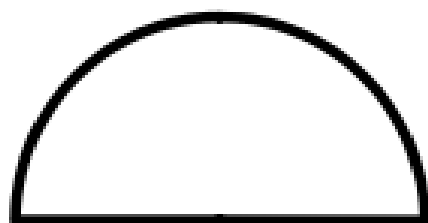
square



rectangle



triangle



semi circle

