

Science – Floating boats



1. Attach two water bottles together with some tape.
2. Add a sail to your boat using a pencil or popsicle stick in the middle of the two water bottles
3. Add the flag by cutting a triangle out of piece of paper and attach to the top of your pencil.
4. Decorate your boat!

Extension ideas:


Add water into the bottles to make the boat heavy and observe if it is going to sink

Key words


Boat
Float
Heavy
Light

Resources you may need


Water bottles
Tape
Pencil
Paper




boat



float



sink



heavy



light

