

ICT – BeeBot writing



- 1) Lay out large piece of paper on to floor.
- 2) Attach pen to Bee Bot.
- 3) Program Bee Bot using controls and watch the marks that it makes.

Extension ideas:

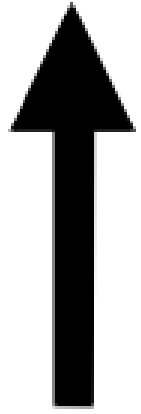
- Use programs on IPad to control Bee Bot
- Follow symbol instructions to program the Bee Bot

Key words

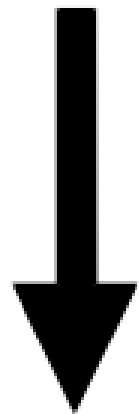
Forward
Backwards
Left
Right
Start
Stop

Resources you may need

Beet Bots
Pens
Elastic bands/tape



up



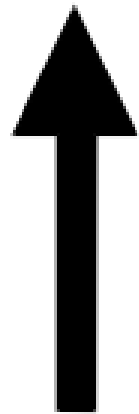
down



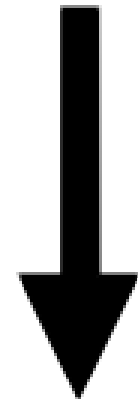
left



right



forwards



backwards



stop



go