

## Fine motor - Roadways



### Key words

Road Car Bike Truck  
Train Fast Slow

### Resources you may need

- Masking tape
- Transport toys
- Twinkl road sign print outs


- 1) Place masking tape on the floor to create a road. (Can you include some simple 2D shapes – square, circle and triangle?)
- 2) Model driving cars/trains/trucks along the lines. Can your car stay on the line?
- 3) Explore making your cars drive fast and slow.

### **Extension ideas:**


- Create parking bays and label these with numbers 1-3/5/10 etc. Label cars with corresponding numbers. Can your child match the cars to their corresponding parking space?
- Provide your child with strips of masking tape and encourage them to make their own roadway.




car




train



truck



bike




road



stop



go



fast



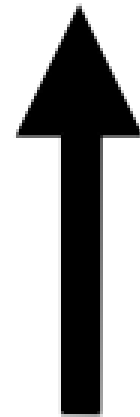
slow



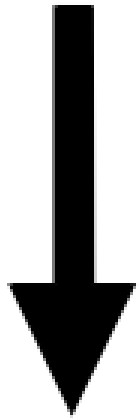
left



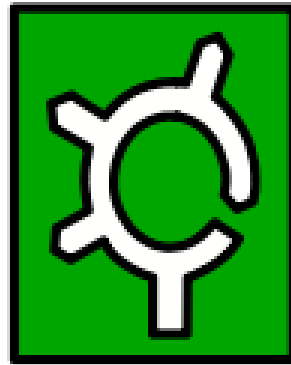
right




up



down



roundabout



traffic jam

