

## DT - Cardboard Tube Cars



- 1) Decorate cardboard tubes using a variety of art materials – pens, crayons, stickers etc.
- 2) Make holes in the tubes and place the dowel rods through and into the wheels.
- 3) Make a roadway for the cars to travel along.

### **Extension ideas:**

- Number your car, and have races with your friends.
- Make a garage or car port for your car to stay when not being used.

### Key words

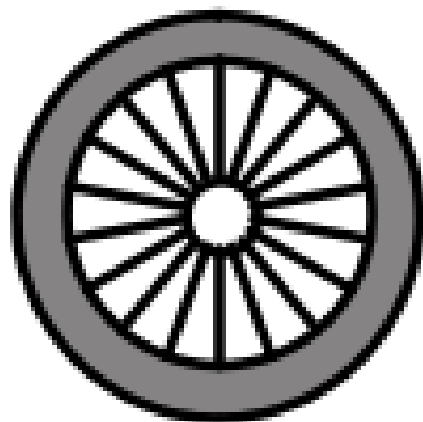
Car  
Wheels  
Ready, Steady, Go  
Fast/Slow

### Resources you may need


Cardboard tubes  
Wheels  
Wooden dowels (or straws)  
Art materials – paint,  
crayons, pens, stickers



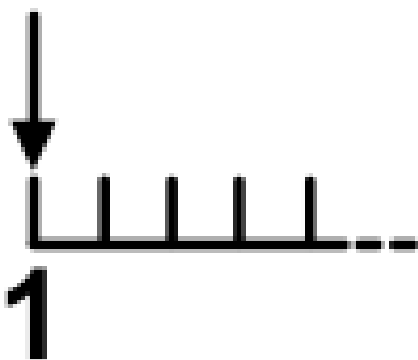
car



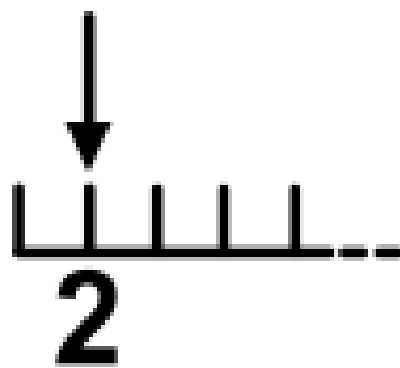
wheel



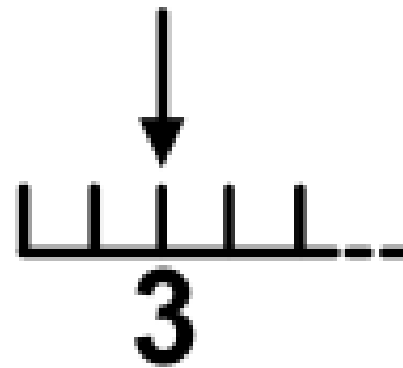
race



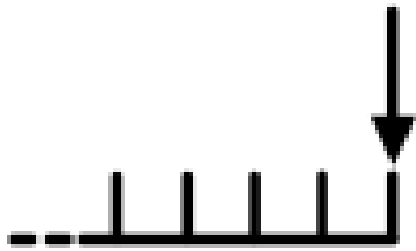
1st



2nd



3rd



last