

## DT- Make a boat



- 1) Use Art materials/junk modelling materials to build a boat.
- 2) Once finished pupils can play with their boat in a tray filled with water.
- 3) Pupils to have a race using their boats. Place boats in water tray/ gutter at a slight slant.
- 4) Before start the race adult to say 'ready, steady, go', pupils to race and see which boat gets to the finish line first.

### **Extension ideas:**

- Can use a stage 4 attention autism activity.
- Pupils can predict which boat will come 1<sup>st</sup>, 2<sup>nd</sup>, 3<sup>rd</sup> etc.
- Pupils can test to see which boats float/ sink, recording this information.

### Key words

Boat

Float

Sink

1<sup>st</sup>, 2<sup>nd</sup>, 3<sup>rd</sup>, last


### Resources you may need

Materials to make a boat

Scissors

Glue

Water tray/ guttering



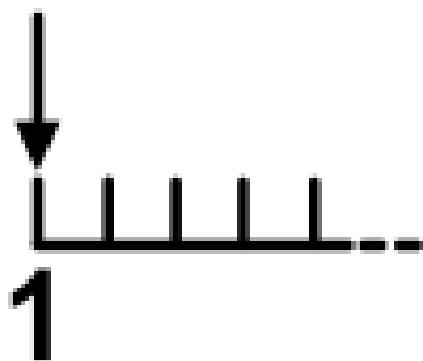
boat



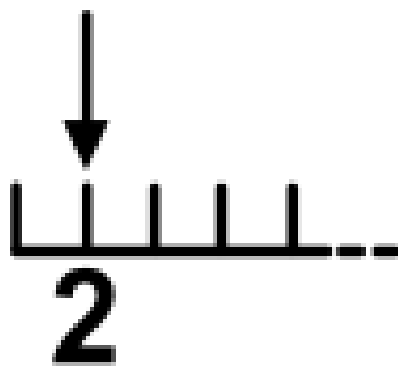
float



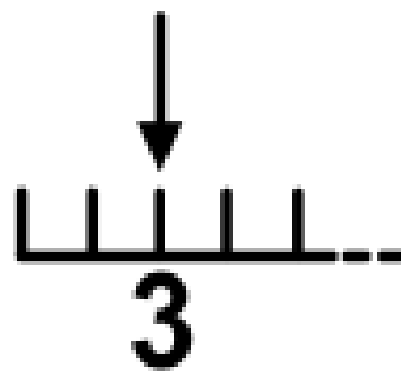
sink



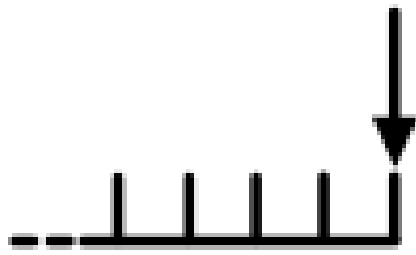
1st




2nd



3rd



last



race