

Cooking- Ready steady go



- 1) Pupils to add ingredients to the bowl.
- 2) Pupils to use the whisk to mix ingredients. Before turning the whisk on adult to say 'ready, steady, go'. Whisk can be connected to a switch.
- 3) Once all ingredients are combined pour into greased cake tin and bake in the oven for 30 minutes at 180 degrees.

Extension ideas:

- Pupils can measure out ingredients
- Pupils can decorate the cake using butter icing or icing sugar
- Pupils can make their own mini versions of the cake independently

Key words

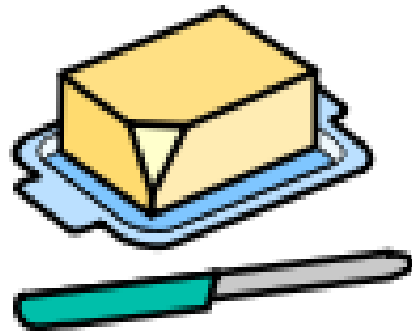
Ready	Steady	Go
Mix	Pour	Whisk

Resources you may need


225g self-rising flour
225g butter
4 eggs
225g caster sugar
Bowl
Whisk
Handful of Sprinkles




flour



butter




sugar



sprinkles



egg



whisk




bowl



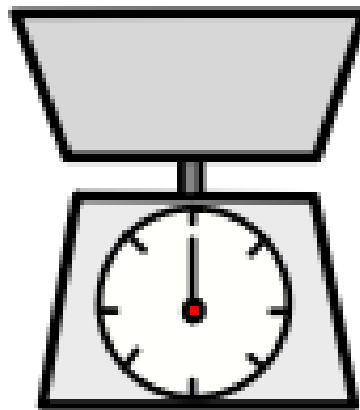
spoon



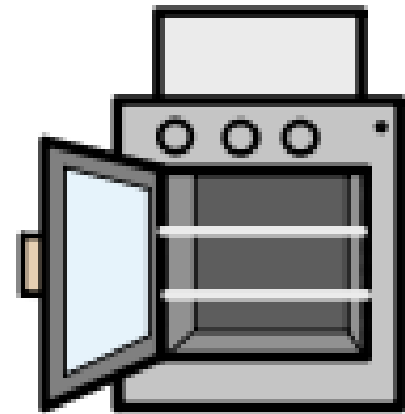
mix



cake



scales



oven