

Art – Traffic lights



- 1) Draw three circles on white paper
- 2) Provide collage materials in red, yellow and green
- 3) The children to stick the appropriate colours on the circles resembling traffic lights.

Extension ideas:

- Encourage pupils to use scissors to cut their own collage materials.
- Provide a variety of art materials for pupils to choose from to create traffic lights.

Key words

Traffic lights

Red

Yellow

Green

Stop

Get ready

Go


Resources you may need

White paper/card

Red, yellow and green
collage materials

Glue

Other art media: paint, chalk,
crayons, beads, wool, pens



traffic lights



red



yellow




green




glue




scissors




paper



beads




wool




paint



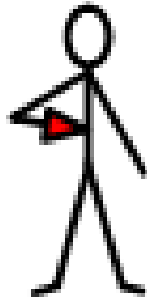
chalk



crayons



pens



I



want