

Art- Salad spinner art



- 1) Place paper plate into salad spinner
- 2) Add chosen colours
- 3) Put on lid and use handle to spin salad spinner

Extension ideas:

- Pupils choose colours they would like using communication board/symbols

Key words


Press
Spin
Look
Colour names

Resources you may need


Salad spinner
Paper plates
Selection of paints
Communication boards/
symbols to request colours



red



yellow




blue



green



orange



purple



pink



black



white



brown

