

Activity – Cinderella's Potion

Key areas of learning:

- Science
- Measurement

What you will need:

- Baking Soda
- Vinegar
- Washing up liquid
- Powder Paint/ food colouring
- Glitter
- Clear cup

Keywords:

pour, mix, bubbles

What to do:

- First, fill the jar half way with vinegar
- Then, stir in a spoonful of your chosen colour
- Next, add a big squeeze of washing up liquid and some glitter
- Lastly, add in a spoonful of baking soda and start to stir

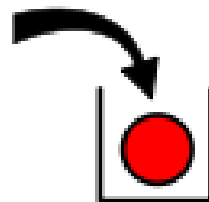

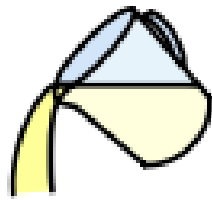
Extension:

- Model to your child first and then allow your child to make his/her own potion with minimal support

Attachments:



1



1.

Pour

vinegar


into

the



cup

2



2.

Add

in

pink

using

a



spoon

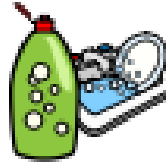
3



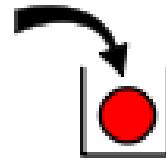
3. Squeeze



in

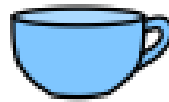


washing up liquid



into

the

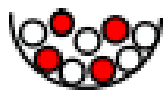


cup

4



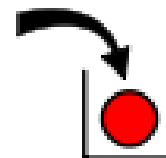
4. Add



some



glitter



into

the



cup

5



5. Use

a



spoon


to




add



baking powder



hard



soft