

Activity – Italy – Cooking Pizza

Key areas of learning:

- Food exploration
- Colour recognition
- Fine motor skills
- Reading

What you will need:

- Plates
- Knife
- Pizza Base
- Tomato Puree
- Cheese
- Preferred toppings, i.e. mushrooms, onions, sweetcorn, peppers

Keywords:

Italy, Pizza, Spread, Sprinkle, Specific toppings chosen, Same

What to do:

- Lay all ingredients out on the table.
- Encourage your child to explore the different textures of the ingredients with their hands. Reinforce each texture with a key word, for example 'Mushroom is soft'
- Encourage your child to cut all ingredients using a safe knife. Use hand over hand if needed.
- Spread the tomato puree onto the pizza base, then sprinkle the cheese.
- Encourage your child to find the correct ingredient when shown a symbol.

Extension:

- Extend learning by questioning, for example – can you find something that is green?


Attachments:

- Symbols







Pizza




tomato puree



cheese



pepper



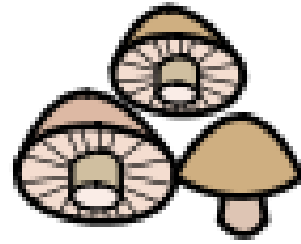
sweetcorn




broccoli



tomato



mushroom



onions



purple



red



orange



yellow




green



white



knife



cut



spread

Activity – Spain – Flamenco Dance

Key areas of learning:

- Turn Taking
- Communication
- Gross motor Skills
- Computing

What you will need:

- Red clothing
- Ribbons

Keywords:

Up, Down, Twist, Spin, Stomp, Jump, Flamenco Dance

What to do:

- Watch a YouTube video on flamenco dancing.
- Encourage your child to change into some red clothing.
- Put some Spanish music on YouTube.
- Support your child in choosing different dance moves from communication board attached.


Extension:

- Encourage your child to take turns with this activity with someone else, ie parent or sibling.


Attachments:

- Communication board





twist



jump



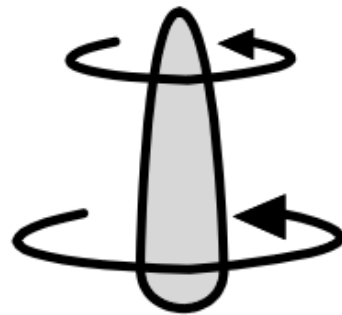
up



down



stomp



spin

Activity – France – Building the Eiffel Tower

Key areas of learning:

- Fine motor skills
- Maths
- Prepositions

What you will need:

- Any coloured card
- Straws
- Glue
- Scissors

Keywords:

France, Tower, Stick, Cut, Long, Short, On, Under, Build

What to do:


- Draw an Eiffel Tower onto a piece of card for your child
- Support your child (hand over hand support) in cutting some long and short straws
- Stick the different sized straws onto the drawing of the Eiffel Tower


Extension:

- Encourage your child to take turns with this activity with someone else, i.e. parent or sibling.


Attachments:

- Communication board

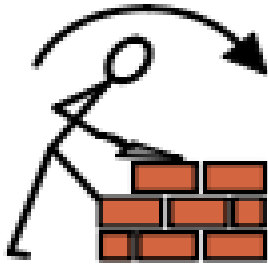




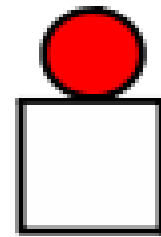
france




Eiffel tower




build



on



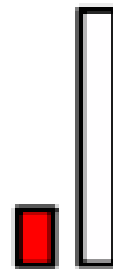
under



stick



long



short

Activity – United Kingdom – British Flag

Key areas of learning:

- Fine motor skills
- Science
- Colour recognition
-

What you will need:

- Napkins/tissue paper
- Red and blue felt tip pens
- Water spray (you could use your fingers to flick the water)

Keywords:

Flag, Red, Blue, White, Draw, Spray, Ready steady go

What to do:


- Show your child a picture of the United Kingdom flag
- Place a napkin or tissue paper onto a plate, encourage your child to copy the pattern off the British flags using their red and blue pens
- Lay the napkin or tissue paper flat, squirt with a water spray or use your fingers to flick water to watch the colours merge together
- Set aside to dry and hang up

Extension:

- Research different flags to decorate

Attachments:

- Communication board





red



blue



white



flag



united kingdom



water



spray



colour



british