

Activity – Great barrier reef

Key areas of learning:

- **Literacy**- language rich experiences
- **Science**
- **Math**



What you will need:

- **Sea creatures** – with addition of coral like rocks and plants
- **Tough tray or small individual trays**
- **Water**- can use blue jelly, blue dyed rice or noodles to add another texture
- **Kitchen foil**- this can line the tray to give a shiny effect to the water
- A device to play relaxing ocean music and show the coral reef
- **Some blue (sea colour) fabric for wafting**

Keywords:

Sea creatures name e.g. fish, whale, shark, coral, star fish, jelly fish etc.

Under water, ocean, sea, deep, Australia, surf, waves, swim, tide

What to do:

- Explore the underworld of the great barrier reef visually with relaxing music <https://www.youtube.com/watch?v=wJlbhSYteK0>
- Use the fabric to waft over children as they sit watch/listen to the great barrier clip
- Have some trays with different objects related to the great barrier reef
- Use sensory media e.g. water, blue/green rice, blue/green noodles, blue/green jelly etc. hide the sea creature in the sensory media, find and match to name card/photo
- Explore with rich language
- Match symbols to objects- play hide and seek or I spy


Extension:

- Count how many sea creature there are in your tray, can you group them big/small, by species, or by colour
- Place the fabric on the floor and place the creature in a line from smallest to biggest or in food chain order.

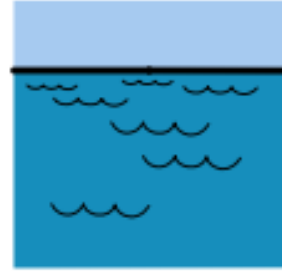
Attachments:

- <https://www.youtube.com/watch?v=wJlbhSYteK0>





reef



sea/ocean



sea animals



fish




tropical fish



whale



shark



coral



starfish



jellyfish



crab



lobster



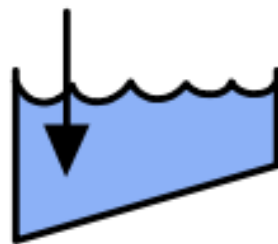
octopus



shrimp



stingray



deep



Australia



Australia



surf



waves



swim



tide



sand



ocean floor