

Activity – Sensory pouches

Key areas of learning:

- Science
- Writing

What you will need:


- Zippy wallets
- Gel/ oil/ water/ paint/ jelly
- Buttons/ pompoms

Keywords:

Big line, little line, big curve, little curve

What to do:

- Using zippy bags and some gel and buttons or pompoms you can have so much fun forming letters
- Fill a zippy bag with some clear liquid can be water, hair gel, jelly, paint... anything you can still see through then you can add some buttons or pompoms into the bag.
- Tape the bag over some paper with a letter on it and show you child how to move the buttons/pompom around by pushing it around in the bag to fill in the letter.





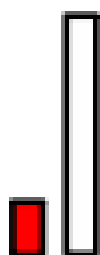
touch



big



line



little



line



big




curve



little



curve




circle



draw



with finger



WOW