

Activity – Sensory alphabet

Key areas of learning:

- Writing
- Reading
- Communication
- Fine motor
- Art

What you will need:

- Paper
- Glue
- Pen/ pencil/ crayon
- Items to decorate each letter e.g.
 - rice, pasta, bottle caps, cotton wool, old socks or fabric off cuts, buttons, pipe cleaners, feathers, wool, shoe laces, sweetie wrappers, crisp bags, lolly sticks, kitchen foil, and many more...

Keywords:

Stick, item names

What to do:

- Use different resources you can find around the house. Draw a different letter on an A4 paper or some card and you and your child decorate it making sure each letter is a different texture


Extension:

- You could do this with numbers too.





glue stick



paper



cardboard




cut




find

abc

letters



same



different

a

b

c

d

e

f

g

h

q

r

s

t

u

v

w

x

y

z

A

B

C

D

E

F

G

H

I

J

K

L

M

N

O

P

Q

R

S

T

U

V

W


X

Y


Z



cereal



buttons



pasta



fabric