

## Activity – Textured Numbers

### Key areas of learning:

- Number recognition
- Fine motor skills

### What you will need:

- Paper
- Pens
- Small objects, i.e. buttons, cotton wool, cheerio's, pegs

### Keywords:

Numbers, same

### What to do:

- Draw big numbers on separate pieces of paper
- Colour in small circles on each number of the same amount drawn
- Encourage your child to pick up chosen objects and place each coloured circle
- Support your child to count each object as they place it on the circle

### Extension:

- Consider adding more numbers if appropriate
- Use different objects and textures

### Attachments:



## Activity – Hard & Soft

### Key areas of learning:

- Tactile exploration
- Turn taking

### What you will need:

- Tray
- 2 baskets (2 bowls)
- Hard and soft symbols
- Hard and soft objects, i.e. teddy bear, pen, playdough, bricks etc.

### Keywords:

Hard, soft

### What to do:

- Stick hard and soft symbols onto 2 baskets (or bowls) and place onto a tray
- Fill the tray with different hard and soft objects
- Encourage your child to explore the objects and place into the appropriate basket

### Extension:

- Support your child in exploring hard and soft objects around the house and bring them back to place in the appropriate basket / bowl

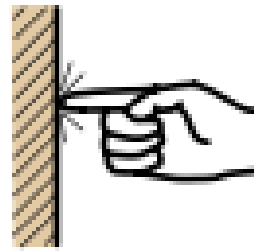
### Attachments:

- Symbols of hard and soft





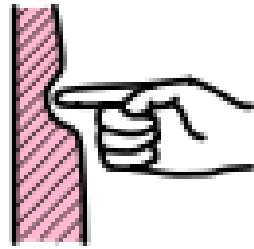
feel



hard




fluffy




soft



find




lumpy




same



different



hard



soft