

## Activity – Make a rainbow pizza

### Key areas of learning:

- Food exploration
- Colour recognition
- Fine motor skills

### What you will need:

- Red onions
- Mushroom
- Broccoli
- Orange peppers
- Tomatoes
- Sweetcorn
- Knife
- Pizza base
- Tomato puree
- Cheese

### Keywords:

Hard, soft, wet, dry, purple, red, orange, green, yellow, white, cut, spread, knife, squeeze.

### What to do:

- Lay all ingredients out on the table.
- Encourage your child to explore the different textures of the ingredients with their hands. Reinforce each texture with a key word, for example 'Mushroom is soft'
- Encourage your child to cut all ingredients using a safe knife. Use hand over hand if needed.
- Spread the tomato puree onto the pizza base, then sprinkle the cheese.
- Encourage your child to find the correct ingredient when shown a symbol.


### Extension:

- Extend learning by questioning, for example – can you find something that is green?







Pizza




tomato puree



cheese



pepper



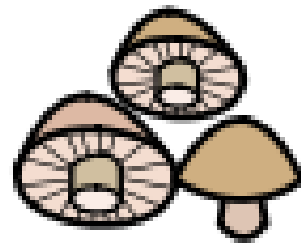
sweetcorn




broccoli



tomato



mushroom



onions



purple



red



orange



yellow




green



white



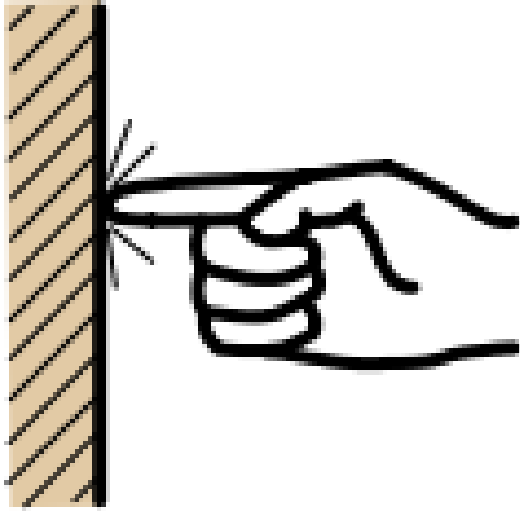
knife




cut



spread



hard



soft



wet



dry