

Activity – Painting with shapes

Key areas of learning:

- Science, art, maths, fine motor.

What you will need:

- Paint, potato cut up, potatoes with shapes cut into them, paper, a tray to put the paint into

Keywords:

- Paint colours e.g. red, blue, orange, green
- Shapes e.g. Square, triangle
- Paper
- Dabbing/ pressing

What to do:


- Put the potato into the chosen colour paint, then using hands to press the potato onto the paper to see what shape it will make.

Extension:

- Use something different to compare the texture, such as an apple or a sponge cut into shapes.
- Children to identify the shapes

Attachments:







potato



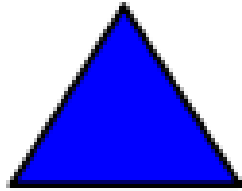
paint



circle




square



triangle



rectangle




star



heart




red



blue



green




yellow



orange




purple



what

colour



press