

Activity – MATHS STRAW AND POM POMS

Key areas of learning:

- Math
- Science

What you will need:

- marker or colour pens
- 2 straws 1. adult 1 child- can use tongs as well
- 6 Suggestion-pom poms, cotton wool, scrunched tissue
- 3 containers
- 3 cardboard (can use cereal box) or coloured would be preferable suitable.

Keywords:

How many, count, numbers, in, box, tong, straw, suck on straw

What to do:

- Label number 1 on card & then write 2 on the next card etc.
- Place each number in front on the containers
- Adult to model and then child to independently copy or child may need prompting if required.
- Suck the straw to pick up the pom poms & fill each of the containers to match the right label numbers, you do not have to use the straw if the child is finding this challenging.

Activity example

labeled 1 container - 1 pom pom

labeled 2 container - 2 pom poms

Extension:

- Extend numbers higher up to 20 or further

Attachments:






straw




suck



pom pom

123


numbers




in box



more



finish



wow