

Activity – Find and colour shapes

Key areas of learning:

- Math
- Art

What you will need:

- Crayons, coloured pencils, markers, chalk (anything to colour- try different things like a raw beetroot, or carrot or bark from a tree)
- Templates of different shapes- you can draw these on different things such as cardboard, paper, brick wall (with chalk), on the concrete, in the bath tub (with water crayons)
- Labels and images of different shapes you see around you

Keywords:

Colour in, draw around, match, find, same different, how many sides

Name of shapes i.e. square, triangle, circle, diamond, heart, hexagon etc.

Colour names- the colours of the colouring tools you are using

What to do:

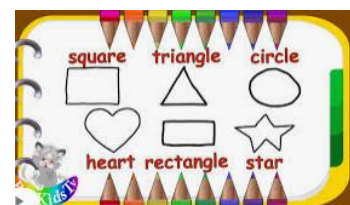
- Draw a range of different shapes, different sizes and different colour outline in preparation of the activity
- Play a game in finding the shape by size or by colour e.g. can you find the big triangle, can you find the yellow circle, can you colour the two pink hearts etc.
- Once you have found them colour the shapes in using the different colouring tools you have, can you match the same colour?
- You can play hide and seek one person hides all the circles, the other counts to 10 and goes looking for all the circles.

Extension:

- Can pay attention to the outlines and run fingers around the outline of the shapes while counting the sides
- Name all the different shapes
- Sort all the shapes by colour and/or by shape or size e.g. all the squares, all the red shapes, or all the small diamonds
- Cutting out shapes- develop cutting skills

Attachments: Shapes song

<https://www.youtube.com/watch?v=WTegUejf3D0>



Activity – Counting

Key areas of learning:

- Maths

What you will need:

- Number Cards, Crayons, Pencils, Scissors paper
- Building blocks
- Can use shoes, pillows, pans/pots etc
- Objects to count .eg. cars, fruit, utensils, socks, clothes peg

Keywords:

- Cut, paper, stick
- How many are there?
- Find
- Colouring numbers

What to do:

- Write down numbers 1 – 10
- Practice counting up to 10
- Sing a counting song. e.g. Five little ducks
- Cut out numbers and colour
- Count the objects
- Play number games e.g. I spy with my eyes the number
- Repeat the numbers after you
- Identify numbers 1 - 10

Extension:

- Able to count to 10 independently
- Recognise numeral digits
- Help to concentrate, listen and visual recognition

Attachments:



Activity – Number hunt

Key areas of learning:

- Math

What you will need:

- Tray / Bowl
- Pencil, paper, marker
- Scissors, glue/glue stick
- Play sand, jelly or Rice

Keywords:

Numbers, look, find, names of tools used

What to do:

- Hide the numbers cards around the room and in sensory media
- Ask child to go on a treasure hunt to find the hidden numbers
- Get the child to call the number out when find it
- Can also claps, stamps or pats on the shoulder equal to the number find e.g. the number 4, you do 4 claps

Extension:

- Write the numbers 1 – 10 each on a different coloured paper
- Cut out the numbers
- Ask child to put number in sequence when find all the numbers
- Ask what number they can see, what number they find and if they find the same number twice

Attachments:

-





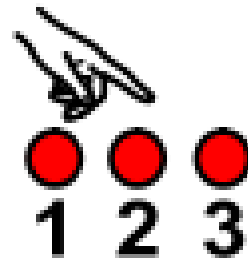
look




feel



find




count




how many



more



finish



wow

1

2

3

4

5

6

7

8

9

10

11

12

13

14

15

16