


## Shape art (Mondrian)



### Key words

Art  
Artist  
Square  
Rectangle  
Print colour names



### Resources you will need

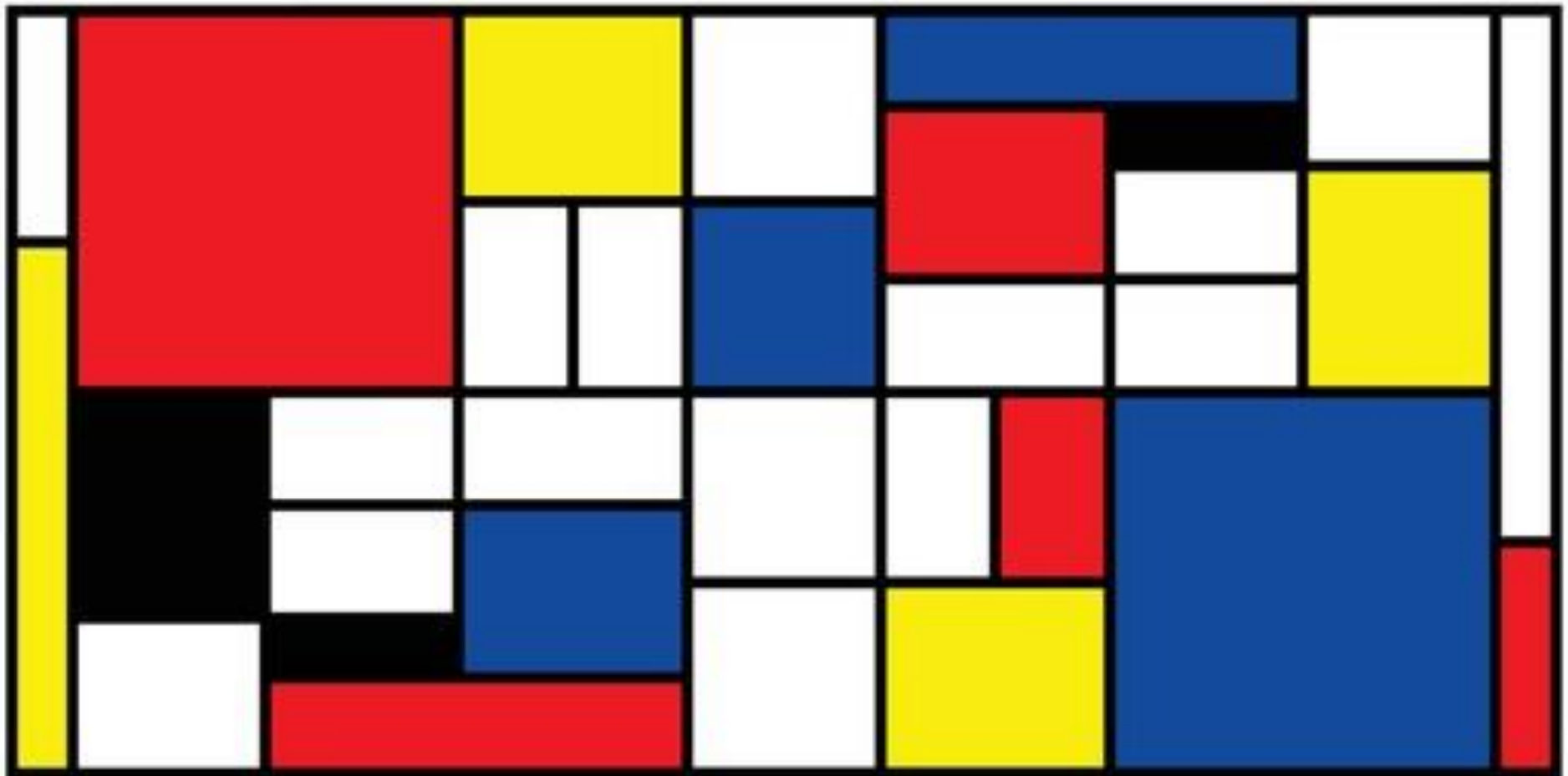
- Lego/Duplo
- Paper
- Pens
- Paint

1. Look at artwork created by the artist Mondrian - who created artworks using squares/rectangles/lines. (See pictures attached).
2. Explore playing with Lego/Duplo bricks together.
3. Draw squares and rectangles on a piece of paper and explore filling the spaces with Lego bricks.

### Extension ideas:

- Place Lego bricks on to paper and draw around. Remove and choose which colour to use to colour in the squares/rectangle.
- Dip Lego/Duplo bricks in to paint and use to print a piece of Mondrian art.






Mondrian

made



art

using




squares



and



rectangles.



square



rectangle



red



blue



yellow



green



orange



purple