

Jackson Pollock-inspired art work



1. Squeeze drips of ready mix paint onto your paper canvas. These can be any colour.
2. Using the handle of your paintbrush or a tool to move your paint, swirl the paint around your canvas to create random lines and patterns.
3. Pour out a small amount of ready mix paint onto a separate piece of paper/paint mixing tray.
4. Dip the straw into the paint and blow the paint over the top of your work.

Extension ideas:

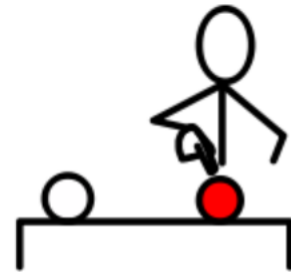

- Create a background using shaving foam marbling (<https://www.youtube.com/watch?v=65e5hKRPEnA>)
- No ready mix paint? Make your own using household items (<https://homanathome.com/2016/02/edible-fingerpaints/>) They are taste safe too!
- Create a stencil on another piece of paper to create a shadow on your artwork.

Key words

Abstract
Expressionist
Drip method
Colourful
Splatters
Marbling
Random


Resources you will need

- Ready mix paint
- Paintbrush (or something to move the paint around)
- Straw
- Paper (any colour)



This

is Jackson Pollock.



He



painted



using



drips

+

and



splats.



paint



splat



drip



red



blue



yellow



green



black



white



paper



paintbrush



straw