

## Activity – Sorting colours.

### Key areas of learning:

- Maths – Matching / Sorting / Size Recognition
- Fine Motor Skills

### What you will need:

- Different coloured objects around the house (pens, utensils, toys etc)
- Different coloured paper matching the colours of objects you have found.  
**(you could paint the paper with your child if you don't have coloured paper)**

### Keywords:

Red, Yellow, Blue, Green, Orange, Brown

### What to do:

- Go on a hunt around the house for different coloured objects.
- Put all objects that you have found into a pile. Ask your child to start sorting onto the coloured paper. You may need to model the activity to your child so they have a better understanding.
- Once all items have been sorted you could count how many objects you have of each colour.





red



blue



green



yellow



orange



brown

## Activity – Shape faces

### Key areas of learning:

- Maths – Shape recognition/ exploring shapes
- Creativity

### What you will need:

- Templates of different shapes and sizes
- Mirror
- Glue
- Scissors
- Paper

### Preparation:

- Draw and cut out different shapes. If your child is able to they can cut the shapes out with support from you.

### Keywords:

- Triangle, circle, square, rectangle, star, heart.


### What to do:

- Look in the mirror with your child. Talk about what you can see? Eyes, mouth, nose etc. What shape do you think your eyes are? Use the shapes already cut for them to choose which shape they think their eyes may look like.
- Encourage your child to stick the shapes on to the paper to create a self-portrait of themselves.
- Talk about the shapes they have used and question if they can find a certain shape.





triangle



circle



square



rectangle



heart



star

## Activity – Matching Shapes

### Key areas of learning:

- Shape recognition
- Matching
- Turn taking

### What you will need:

- 2 trays (baking trays if appropriate)
- Pen
- Paper
- Different sensory media, i.e. rice, lentils, oats, foam, gel etc.

### Keywords:

Shapes used, big, small

### What to do:

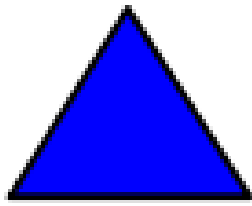
- Draw different big and small shapes on a piece of paper then cut out (or use template attached)
- Place some of the shapes into 1 tray
- Fill the other tray with sensory media and mix in the other drawings of shapes
- Encourage child to explore the sensory media and match the same shapes on the other tray

### Extension:


- Support child to do the same with numbers

### Attachments:






triangle




square



circle



rectangle



diamond



heart

**1**

1

**2**

2

**3**

3

**4**

4

**5**

5

**6**

6

## Activity – Number Rhymes

### **Key areas of learning:**

- **Number recognition**
- **Anticipation**
- **Turn taking**

### **What you will need:**

- Number rhyme choices (attached)
- Trays
- Duck symbols
- Currant bun & penny symbols
- Jug of water
- 5 cupcake cases
- Foam
- Splatter (hand)

### **Keywords:**

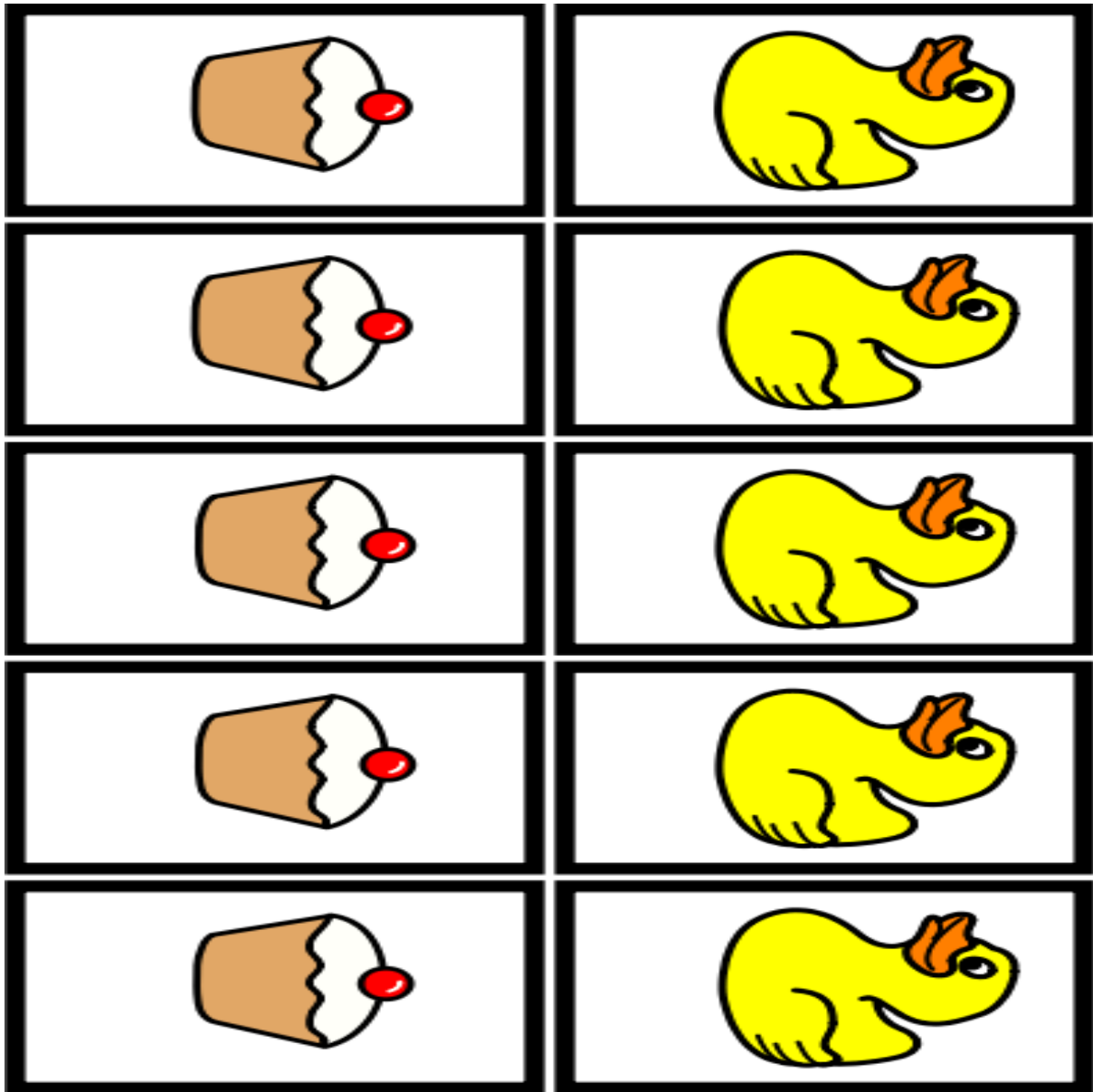
**Ducks, Currant buns, how many, quack, splat, ready steady go!**

### **What to do:**

- Encourage your child to choose from the symbols attached what number rhyme they would like to explore
- If they choose the ducks, fill a tray with water and place ducks into tray and sing the song (5 little ducks when swimming one day)
- Support your child to join in and take away the ducks on request
- If they choose currant buns, place 5 cupcake cases into a tray, squirt foam into each one
- Sing the song (5 currant buns in a baker's shops) and encourage your child to give the penny on request and splat the foam

### **Attachments:**

- Duck and currant bun choice visual
- 5 ducks
- 5 currant buns
- Penny
- Lyrics on the number rhymes





# Five little ducks


Five little ducks went swimming one day  
Over the hills and far away  
Mother duck said, "Quack, quack, quack, quack,"  
but only four little ducks came back...

Four little ducks went swimming one day  
Over the hills and far away  
Mother duck said, "Quack, quack, quack, quack,"  
but only three little ducks came back...

Three little ducks went swimming one day  
Over the hills and far away  
Mother duck said, "Quack, quack, quack, quack,"  
but only two little ducks came back...

Two little ducks went swimming one day  
Over the hills and far away  
Mother duck said, "Quack, quack, quack, quack,"  
but only one little duck came back...

One little duck went swimming one day  
Over the hills and far away  
Mother duck said, "Quack, quack, quack, quack,"  
and five little ducks came swimming back.



# 5 Currant Buns in a Baker's Shop

5 Currant buns in a baker's shop,  
Round and fat with a cherry on the top.  
Along came \_\_\_\_\_ with a penny one day,  
Bought a currant bun and took it away.



4 Currant buns in a baker's shop,  
Round and fat with a cherry on the top.  
Along came \_\_\_\_\_ with a penny one day,  
Bought a currant bun and took it away.



3 Currant buns in a baker's shop,  
Round and fat with a cherry on the top.  
Along came \_\_\_\_\_ with a penny one day,  
Bought a currant bun and took it away.



2 Currant buns in a baker's shop,  
Round and fat with a cherry on the top.  
Along came \_\_\_\_\_ with a penny one day,  
Bought a currant bun and took it away.



1 Currant bun in a baker's shop,  
Round and fat with a cherry on the top.  
Along came \_\_\_\_\_ with a penny one day,  
Bought the currant bun and took it away.

