

# Topic: Space

## Subject: English

### Activity 1 – Pen Control

#### **Key areas of learning:**

- Writing
- Fine Motor Skills

#### **What you will need:**

- Writing tool, e.g. pen, pencil, crayon
- Pen control worksheets (attached as a separate document)

#### **Keywords:**

Hold, write, draw, line, curve, up, down

#### **What to do:**

- Print off the pen control worksheets. Alternatively, let the school know that you would like these to be printed and posted to you.
- Encourage your child to select a writing tool and follow the patterns on the worksheet. Model this first, if needed.
- As your child follows the patterns, use the key vocabulary (above) to emphasise the types of marks that he/she is making.

#### **Extension:**

- Progress from tracing to copying the patterns on a separate piece of paper.
- Progress from using a pen to using writing tools which require more pressure, e.g. crayons, pencils.

#### **Attachments:**

- Space-themed pen control worksheets

## Activity 2 – Space Songs and Rhymes

### **Key areas of learning:**

- Communication
- Gross Motor Skills

### **What you will need:**

- Space songs and rhymes lyrics (attached as a separate document)

### **Keywords:**

Refer to list of signs

### **What to do:**

- Simply sing the songs alongside your child, encouraging them to imitate signs for the keywords in the songs. Where necessary, use hand-over-hand to support your child to perform the signs.

### **Extension:**

- Include props and materials to make the songs/rhymes more interactive. This can include a scrunched up ball of foil for the moon, a dark sheet to represent space and a torch to represent the Sun.

### **Attachments:**

- Space song lyrics

## Activity 3 – What can I see?

### **Key areas of learning:**

- Communication
- Reading
- Writing

### **What you will need:**

- Outer Space scene (see below)
- “I see...” sentence strip (see below)
- Space symbols (see below)

### **Keywords:**

I see, rocket, Sun, Moon, planet, star, space ship, alien, astronaut.

### **What to do:**

- Look at the space scene with your child and comment on what you can see. Encourage your child to point to different parts of the scene, and then label each part using speech and/or sign.
- Use the “I see...” sentence strip to label the space scene. Offer your child two or more symbols to choose from when labelling the pictures. You can support your child to cut out the symbols and stick them onto the sentence strip, or the symbols can be pre-cut.
- Model reading the sentences aloud, e.g. “I see star” and support your child to imitate.

### **Extension:**

- Instead of sticking symbols onto the sentence strip, ask your child to fill in the gaps by writing the words.

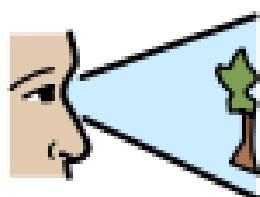
### **Attachments:**

- Space picture
- Space symbols
- Sentence strips

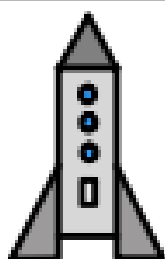





I



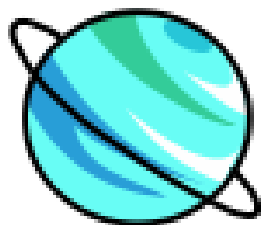
see



rocket



moon



planet



star



alien



astronaut

## Activity 4 – Space Story

### **Key areas of learning:**

- Reading
- Listening
- Imaginative Play

### **What you will need:**

- Space story (see below)
- Story signs (attached as a separate document)
- Space role play pack (optional - attached as a separate document)

### **Keywords:**

Refer to list of key signs for the Space story

### **What to do:**


- Read the story with your child, supporting them to imitate the signs for keywords in the story.
- When the story becomes more familiar, pause at key points to allow your child to fill in the missing word/sign.

### **Extension:**


- Refer to the attached 'Space book list' for more space-themed stories.

### **Attachments:**

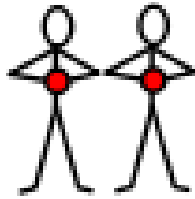
- Space story
- Role play pack
- Book list



Space



Adventure

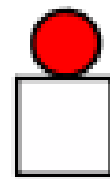


Our

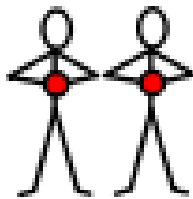


boots

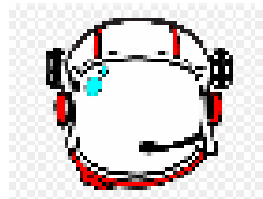
are



on



Our



helmet

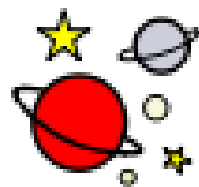


too



Time


for a




space



ride

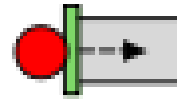



Just

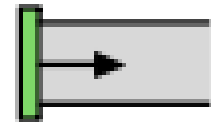
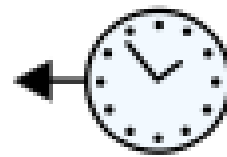


me and you

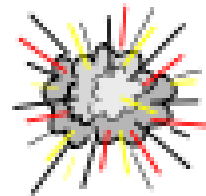




The rocket is ready



The countdown has begun



Time for lift off

**5 4 3 2 1**

5 4 3 2 1



Goodbye



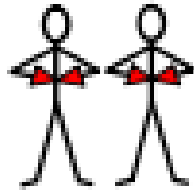
earth




And



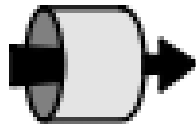
off



we




zoom



Through

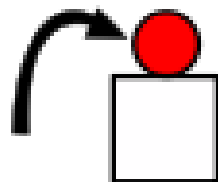
the




darkness



And

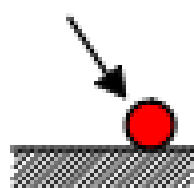


onto

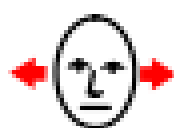


the

moon.



There

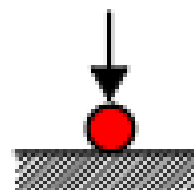


is


no




air



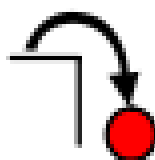
here



We




float




off

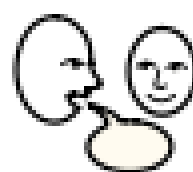
the



ground

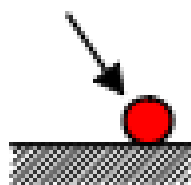


No-one




to

talk to

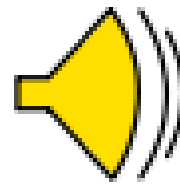


There

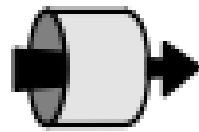
is




no



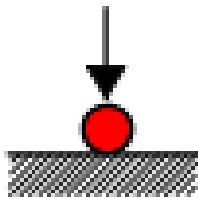
sound



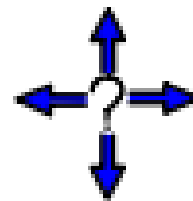
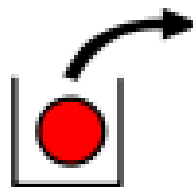
Through the galaxy



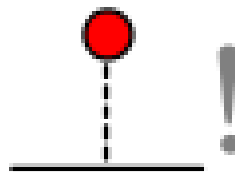
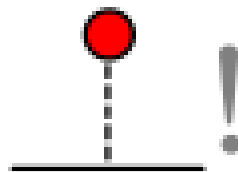
And the Milky way

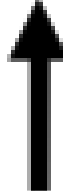
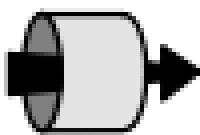




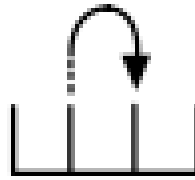
Here comes a meteor





Quick, out the way

 +   
Higher and higher

    
Up through the stars

   
Where to next

   
Let's go to Mars




Mars

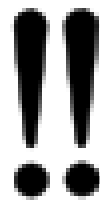
is



red




And



very



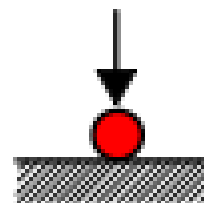
dry



No-one




lives



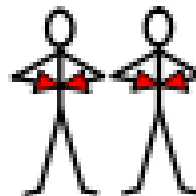
here




So



on



we



fly



Saturn



has




rings



Venus

is




hot



Jupiter

is




massive

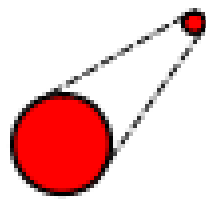


Mercury

is



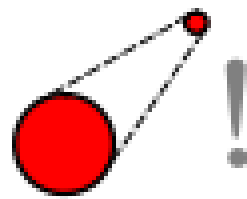
not



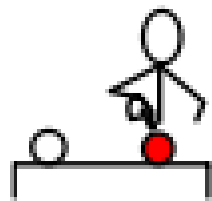
Further



and



further

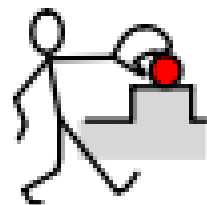


This


is



fun



It's getting



hot




now



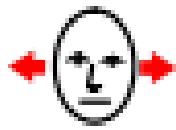
Look

its the

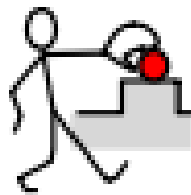


sun



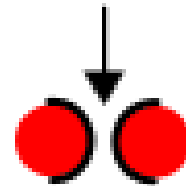


Don't

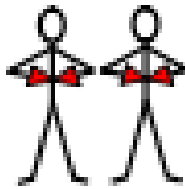


get


to



close



We



don't want

to



burn




I



want to



go



home



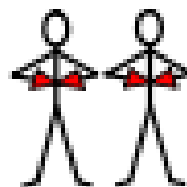
now



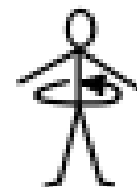
And




around




we



turn



Back



past




the


planets



And



over



the


moon



Is




dinner



ready?




I'll



be

home



soon.