

# Topic: Lights, Camera, Action Story – What’s My Talent?

## Activity 1 – Story Time

### Key areas of learning:

- Reading
- Maths
- Social interaction

### What you will need:

- Attached story – ‘What’s My Talent?’
- Big/little balls – or rolled up socks
- Pen and paper – or small tray with flour/rice to make marks
- Different shaped bean bags, soft toys, or cushions
- Music

### Keywords:

Choose, Big/little, colours, shapes, fast/slow. One/lots, numbers

### What to do:

- Read story together
- Introduce the props and demonstrate the activities
- Take turns to try activities

### Extension:


- Read story again together, can your child match the correct prop to the keyword?

### Attachments:


- ‘What’s my Talent?’ story (see below)



I can




kick

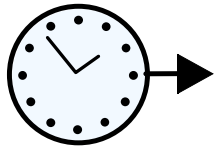


a

ball




Which one




will




I



kick?

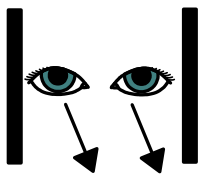


Big



or


Little




Watch



me



kick




the


ball



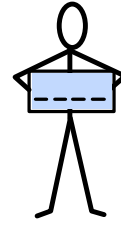
I can




write



my



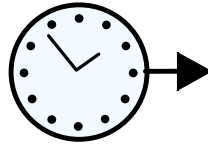
name



Which



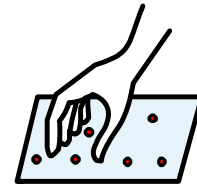
pen



will




I



choose




red,

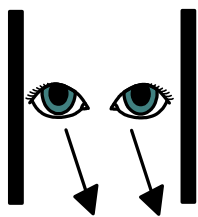


black

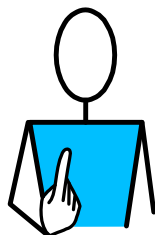
or




blue



watch



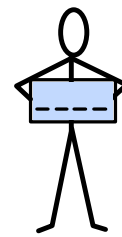
me



write



my



name




I can




catch



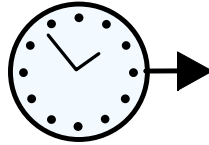
a beanbag



which



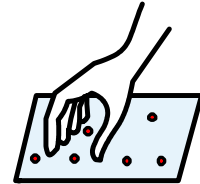
shape




will




I



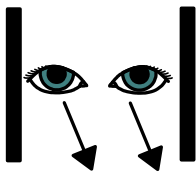
choose



round



or square



watch





me



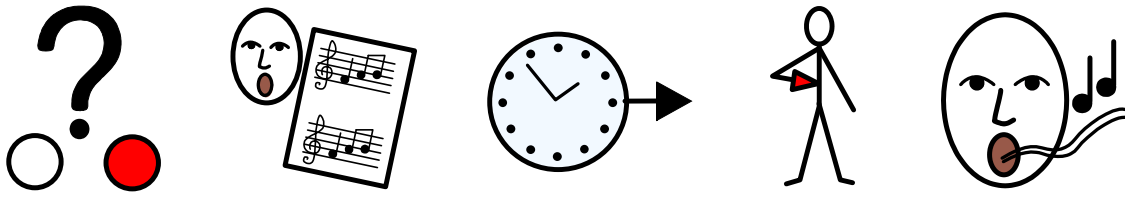
catch




the beanbag



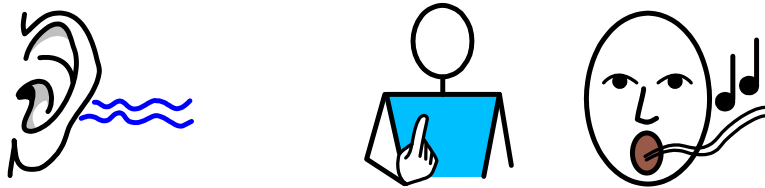
I can sing a song



Which song will I sing?




Row your boat or Wheels on the bus ?



listen to me sing

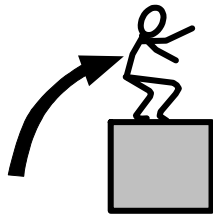
I can jump up high



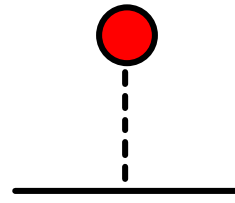


how many

can




I

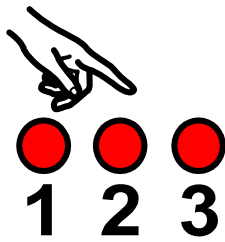


jump

1





one or lots



count


how many



jumps




I can



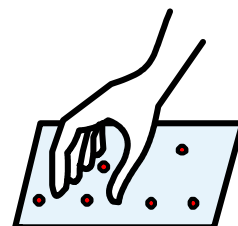
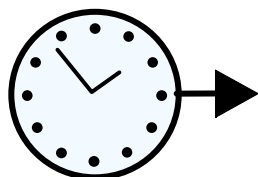

dance



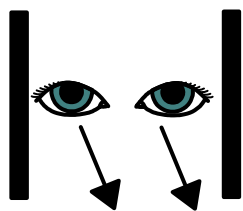
with



a friend




who




Watch

shall




us

I



dance

choose



together

## Activity 2 – Shapes

### Key areas of learning:

- Maths - Shapes
- Writing

### What you will need:

- Paper, pens or mark making trays

### Keywords:

Shapes, big/little line, big/little curve

### What to do:


- Draw a shape on a piece of paper, name the shape and help your child to find the same shape in the home.
- Can your child draw a shape on the paper or in the mark making media?

### Extension:

- Can your child copy a simple shape pattern? Square, circle, square, circle etc. This can include drawing the shapes or finding matching ones.
- Can your child copy or make their own shape picture (e.g. a house or rocket) using objects or cut out shapes? See ideas below.

### Attachments:

<https://home.oxfordowl.co.uk/kids-activities/fun-maths-games-and-activities/>







## Activity 4 – Put on a Show

### **Key areas of learning:**

- Independence Skills
- Social skills
- Art
- Fine motor skills

### **What you will need:**

- Kitchen, toilet roll tube or coloured card
- Tin foil
- Glue/cellotape/stapler
- Paper for decorating

### **Keywords:**

Microphone, roll, paper, stick/glue, sing

### **What to do:**

- Make a microphone by rolling the card into a tube and sticking or stapling to secure it.
- Decorate the tube with colourful shapes, patterns, or use a felt pen.
- Scrunch up the tin foil into a ball and glue into the top of the tube

### **Extension:**

- Put on a talent show!
- Encourage your child to perform to their favourite song.
- Take photos or record them performing, then look at them together.

### **Attachments:**

